



DMIRS APPROVALS PERFORMANCE REPORTING (Mining and Petroleum) – December Quarter 2021

The agency's assessment timeliness for environmental applications have dropped below target timeframes for the first time this December quarter. This is a result of increased activity across industry and a resulting significant increase in applications being lodged; in addition higher levels of staff turnover are being experienced coupled with an extremely competitive recruitment market across both government and industry. The Government's investment in regulatory approvals reform, including the Fast Tracking Mining Approvals Strategy, will assist in being able to advertise to seek additional positions to come on board to support approval timeframes.

The DMIRS performance objective is to finalise eighty per cent of applications within the target timeline.

Departmental performance is measured against a range of administrative and statutory targets. For example, the DMIRS target for finalising a mineral exploration "Programme of Work" application is 15 business days. Key approval targets are listed in the appendix of this report. The "speedo" dashboard graphic represents our performance against each approval type for the quarter.

This report incorporates new information, reflecting industry feedback. There is more emphasis on total timeline information as this assists mineral and petroleum companies plan for exploration and development activities. The average total timeline is the time taken in the assessment process by DMIRS, the proponent and, where applicable, other government agencies. Other agency input may be required for complex applications, particularly if access is required to culturally important or environmentally sensitive areas. The segment titled "parallel processing" shows the number of overlap days where an application was on hold for both the proponent and another agency.

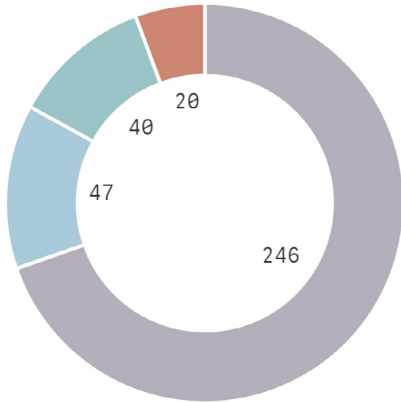
Most mineral and petroleum tenure applications are subject to the requirements of the Commonwealth *Native Title Act 1993*. These applications include a four-month notification period (around 80 business days) prescribed under S29 of the *Native Title Act 1993*. This period is included as part of the "Other agencies" component for mineral and petroleum tenure applications.

The report provides detailed information about the number of received, finalised and open applications. This provides exploration and development activity trends over time and the number of open applications awaiting finalisation by the department.

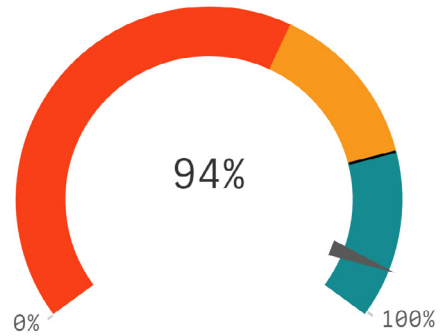
Mining Act 1978 – Mineral tenure applications

Prospecting Licence

Average **353** days total



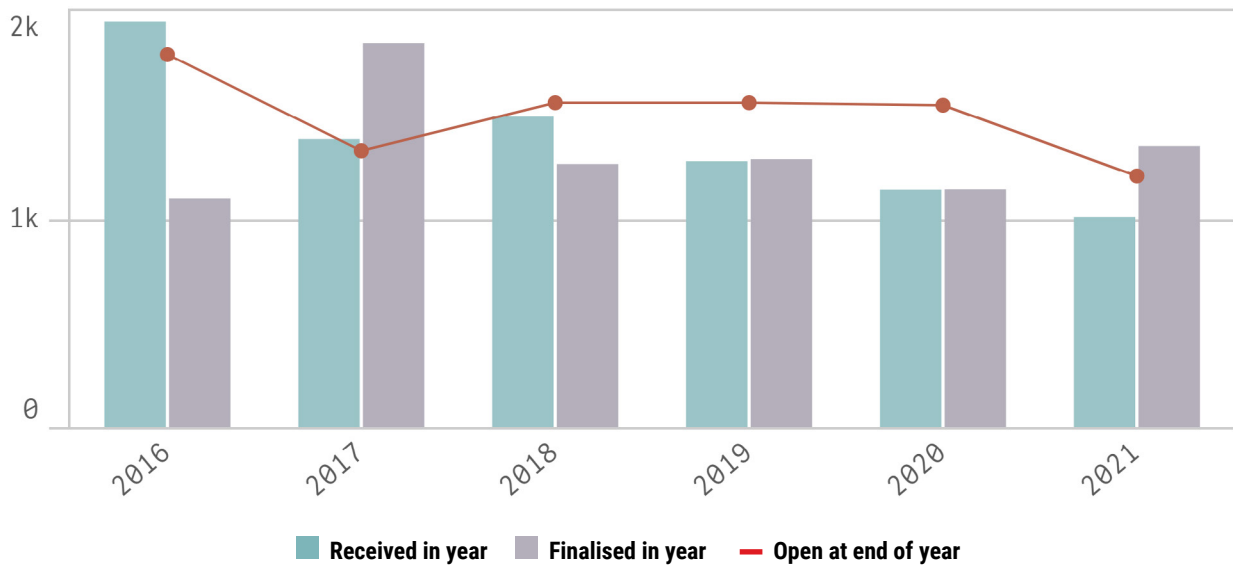
% Finalised within target timeline



■ DMIRS
 ■ Proponent
 ■ Other Agencies
■ Parallel Processing

Trends for Received, Finalised and Open Applications

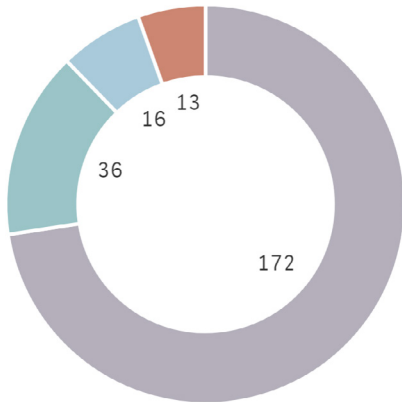
	2016	2017	2018	2019	2020	2021
Received	1939	1377	1487	1272	1135	1005
Finalised	1093	1836	1258	1282	1136	1344
Open	1792	1333	1562	1552	1551	1209



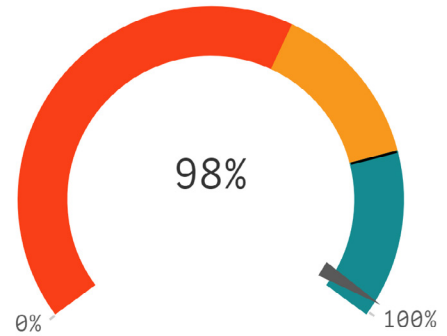
Mining Act 1978 – Mineral tenure applications

Exploration Licence

Average **237** days total



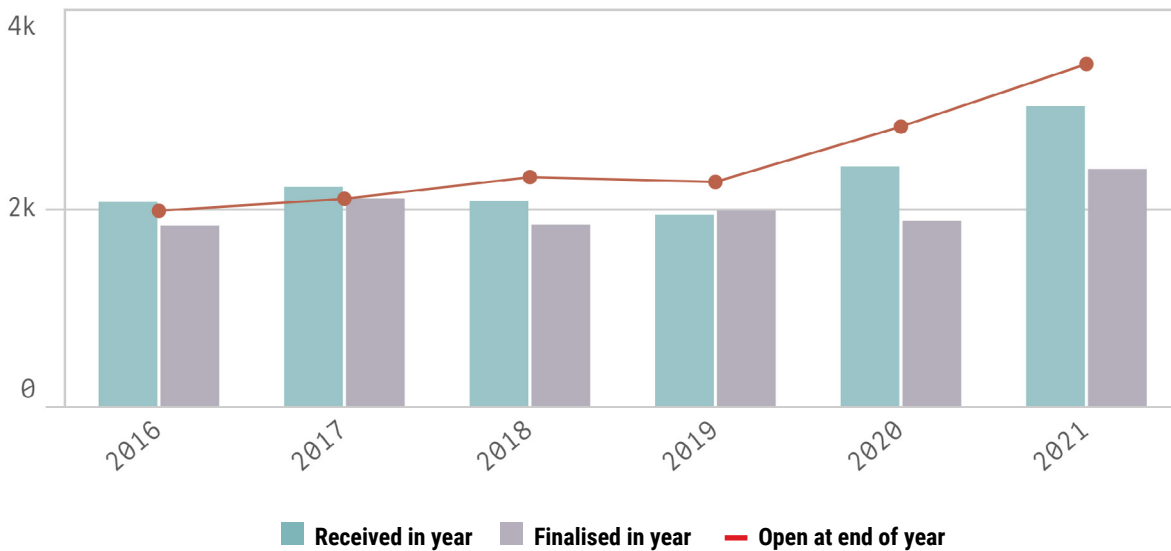
% Finalised within target timeline



■ DMIRS
 ■ Proponent
 ■ Other Agencies
■ Parallel Processing

Trends for Received, Finalised and Open Applications

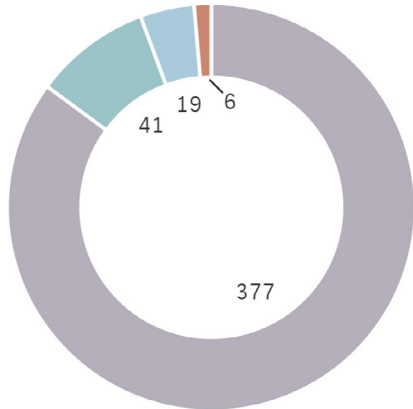
	2016	2017	2018	2019	2020	2021
Received	2053	2206	2061	1925	2410	3018
Finalised	1815	2089	1824	1970	1865	2385
Open	1969	2086	2323	2278	2823	3453



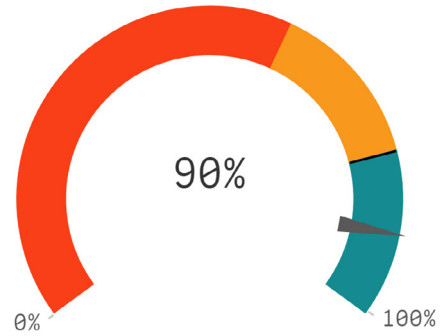
Mining Act 1978 – Mineral tenure applications

Mining Lease

Average **443** days total



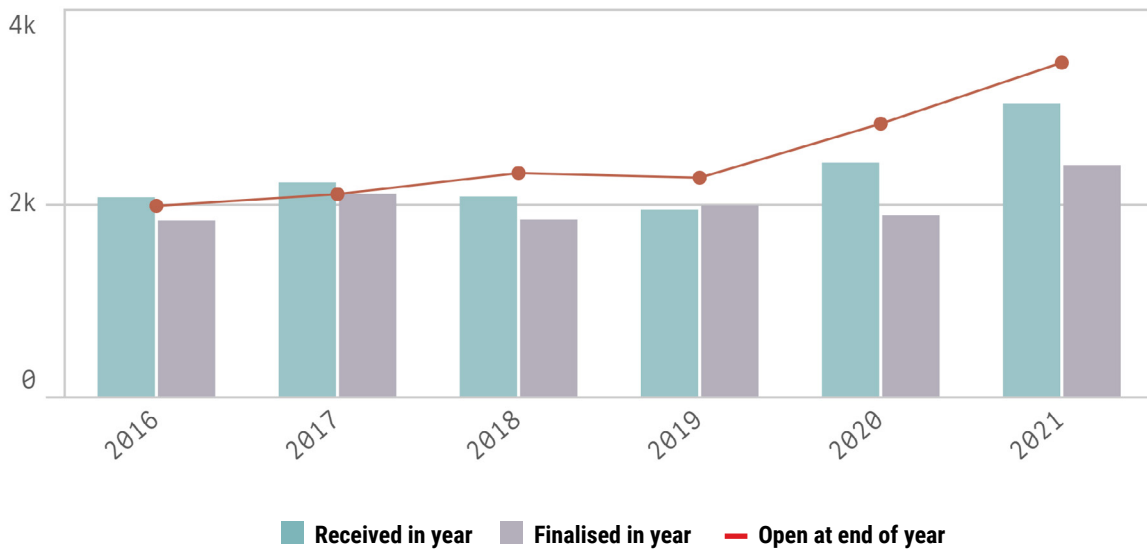
% Finalised within target timeline



■ DMIRS
 ■ Proponent
 ■ Other Agencies
■ Parallel Processing

Trends for Received, Finalised and Open Applications

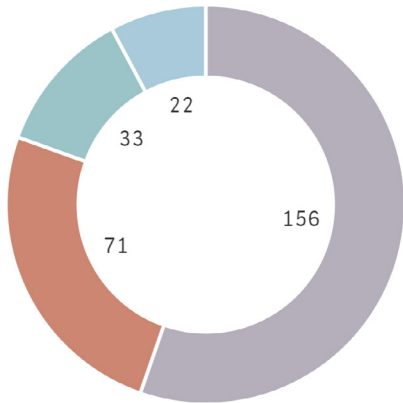
	2016	2017	2018	2019	2020	2021
Received	178	187	130	154	138	129
Finalised	134	145	108	87	110	93
Open	206	248	270	337	365	400



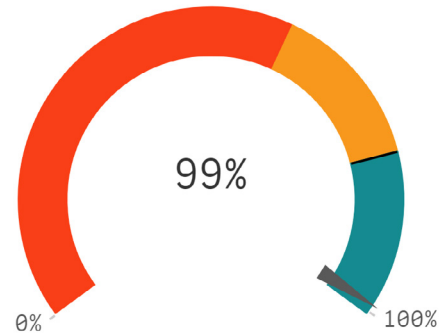
Mining Act 1978 – Mineral tenure applications

Miscellaneous Licence and other tenure

Average **282** days total



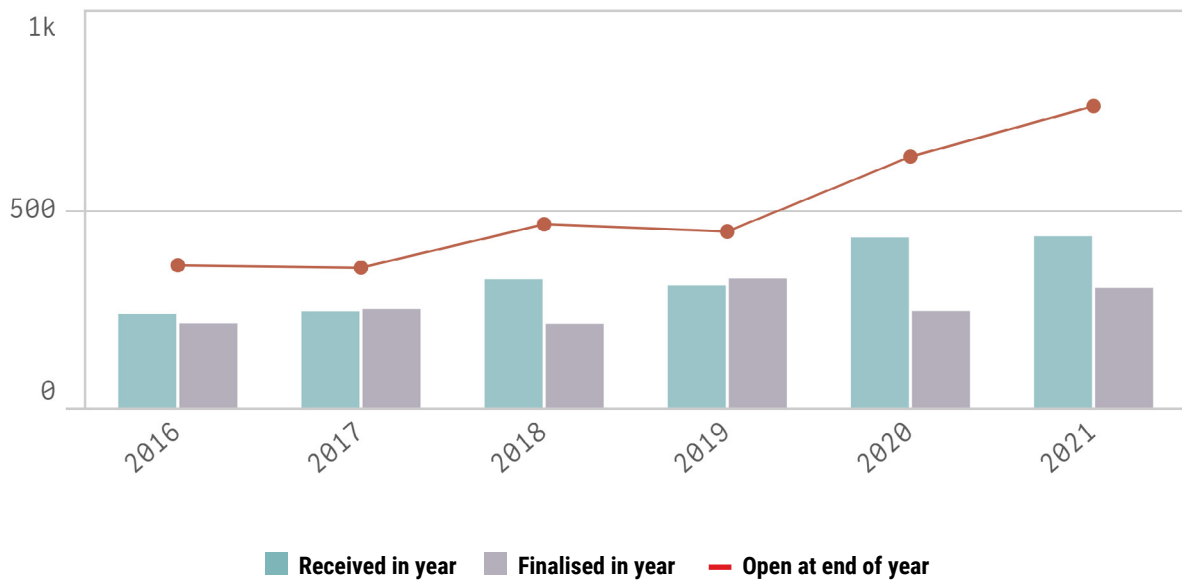
% Finalised within target timeline



■ DMIRS
 ■ Proponent
 ■ Other Agencies
■ Parallel Processing

Trends for Received, Finalised and Open Applications

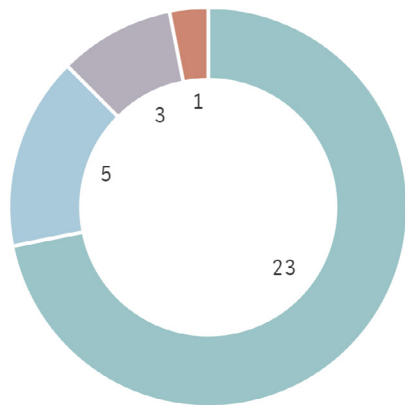
	2016	2017	2018	2019	2020	2021
Received	235	241	323	307	428	431
Finalised	211	248	210	325	243	301
Open	360	353	466	448	633	761



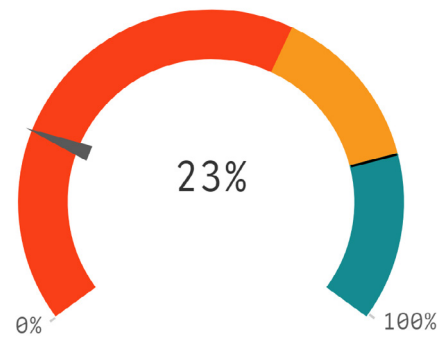
Mining Act 1978 – Environmental applications

Programme of Work

Average **32** days total



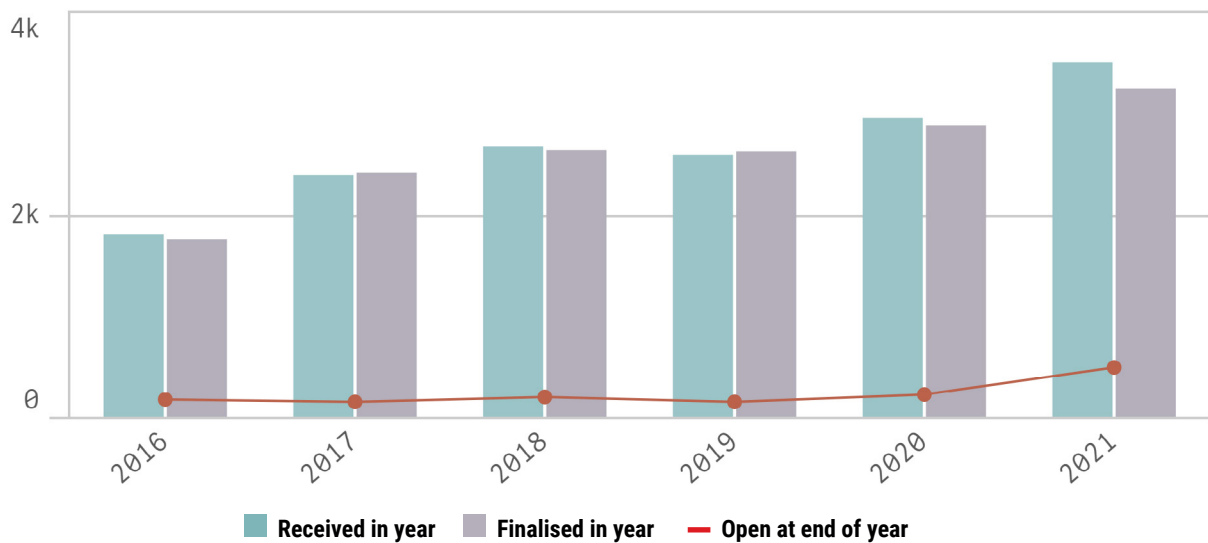
% Finalised within target timeline



■ DMIRS
 ■ Proponent
 ■ Other Agencies
■ Parallel Processing

Trends for Received, Finalised and Open Applications

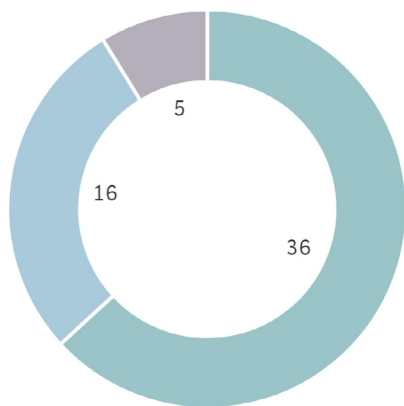
	2016	2017	2018	2019	2020	2021
Received	1799	2384	2667	2581	2942	3492
Finalised	1745	2406	2626	2613	2871	3232
Open	180	158	199	167	238	487



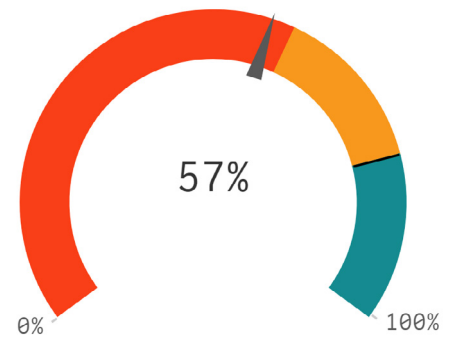
Mining Act 1978 – Environmental applications

Mining Proposal

Average **57** days total



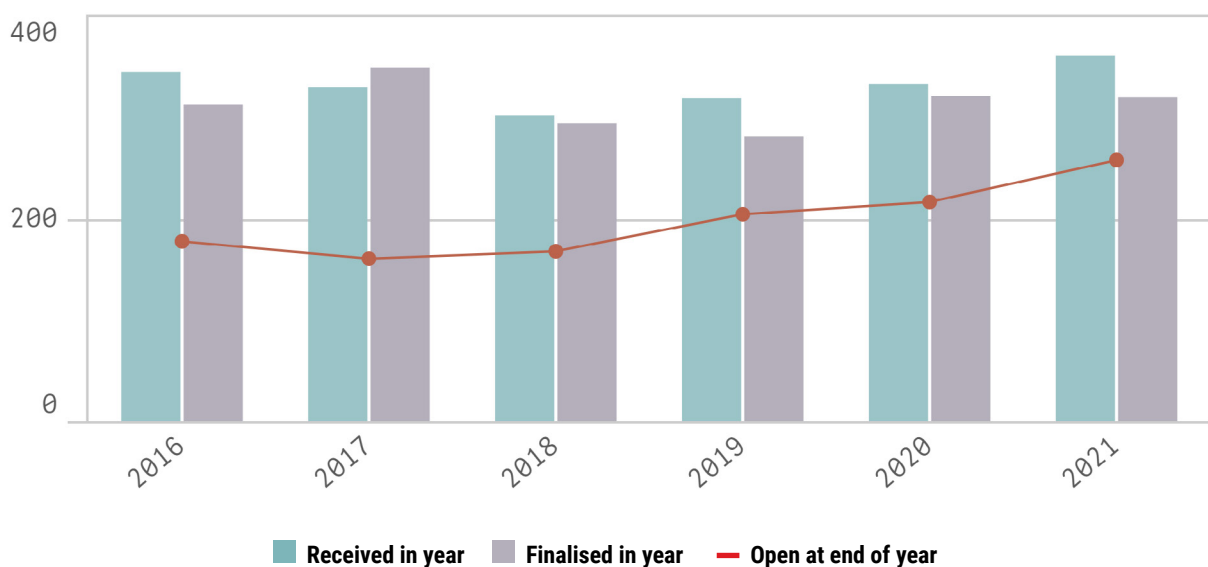
% Finalised within target timeline



■ DMIRS
 ■ Proponent
 ■ Other Agencies
■ Parallel Processing

Trends for Received, Finalised and Open Applications

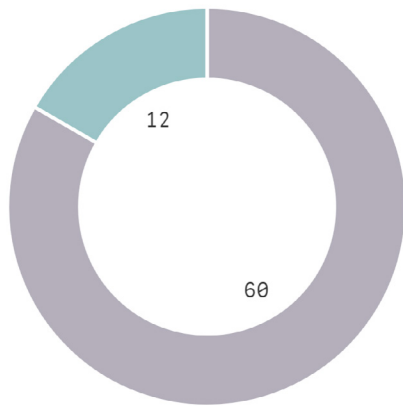
	2016	2017	2018	2019	2020	2021
Received	344	329	301	318	332	360
Finalised	312	348	293	280	320	319
Open	179	160	168	206	218	257



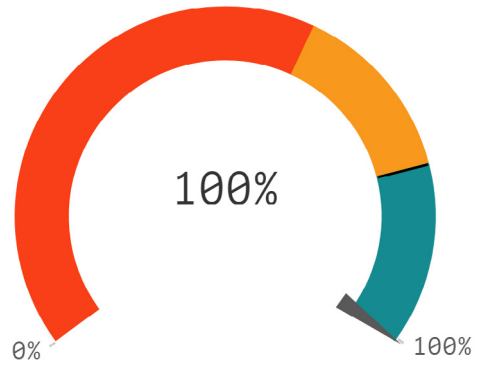
Mines Safety Inspection Act 1994 – Mine safety management plans

Project Management Plans and Radiation Management Plans

Average **72** days total



% Finalised within target timeline



■ DMIRS
 ■ Proponent
 ■ Other Agencies
■ Parallel Processing

Trends for Received, Finalised and Open Applications

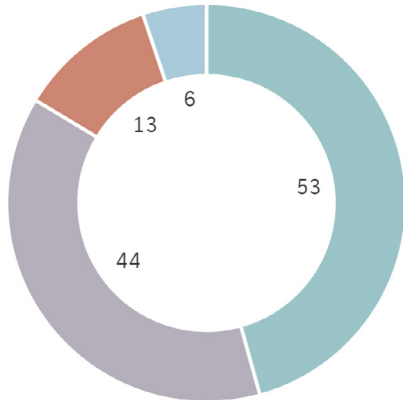
	2016	2017	2018	2019	2020	2021
Received	90	102	82	100	94	109
Finalised	89	95	88	99	86	111
Open	17	24	18	20	27	25



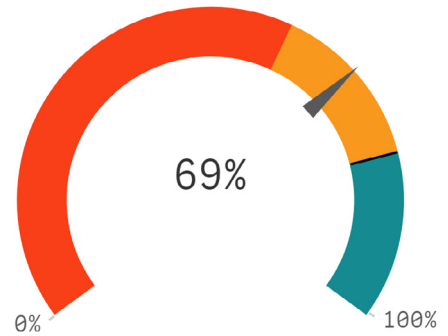
WA Petroleum Legislation

Petroleum tenure and activity

Average **116** days total



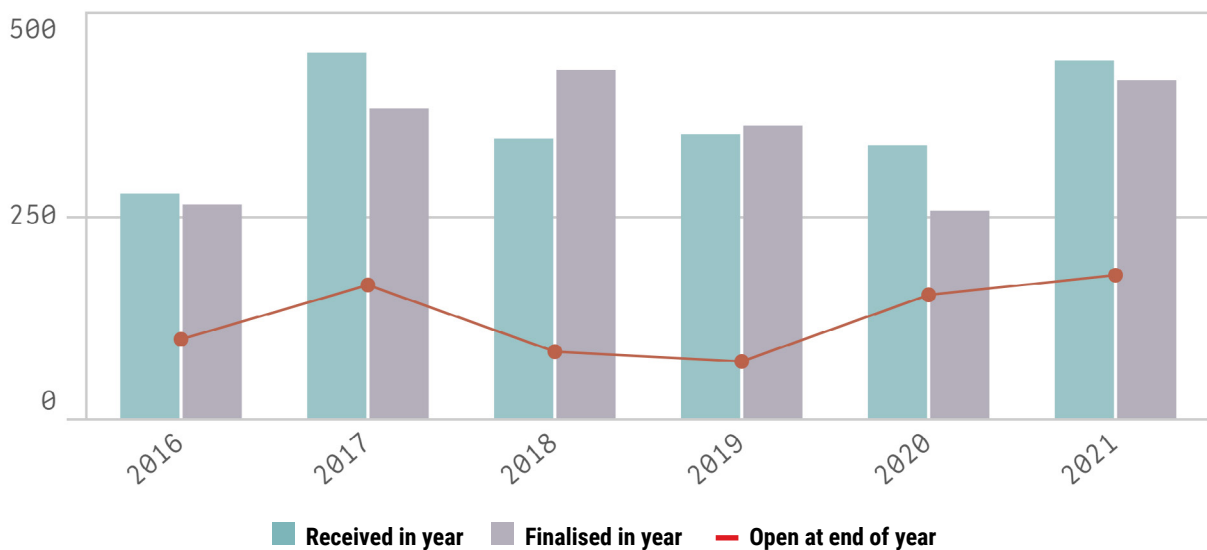
% Finalised within target timeline



- DMIRS
- Proponent
- Other Agencies
- Parallel Processing

Trends for Received, Finalised and Open Applications

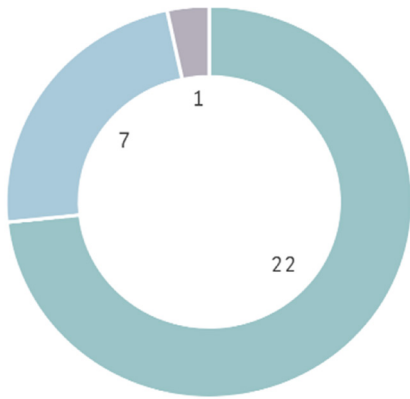
	2016	2017	2018	2019	2020	2021
Received	276	450	344	349	336	440
Finalised	263	381	428	360	255	416
Open	97	166	82	71	152	177



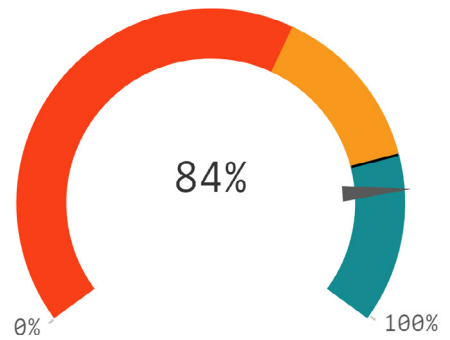
WA Petroleum Legislation

Petroleum Environment Plans

Average 30 days total



% Finalised within target timeline



- DMIRS
- Proponent
- Other Agencies
- Parallel Processing

Trends for Received, Finalised and Open Applications

	2016	2017	2018	2019	2020	2021
Received	305	289	281	282	240	213
Finalised	295	299	274	284	253	218
Open	35	25	32	30	17	15

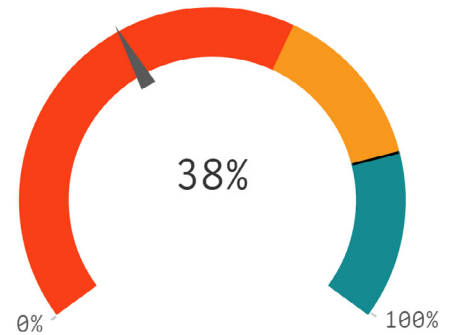
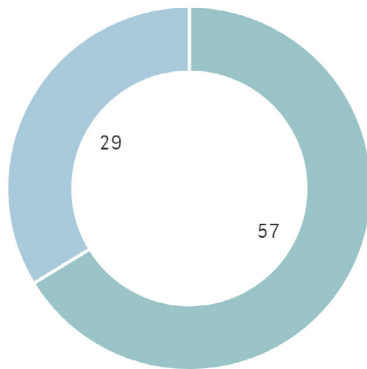


Environmental Protection Act 1986 – Native vegetation clearing permits (Resource Sector)

By delegation from the Department of Water and Environmental Regulation

Average 86 days total

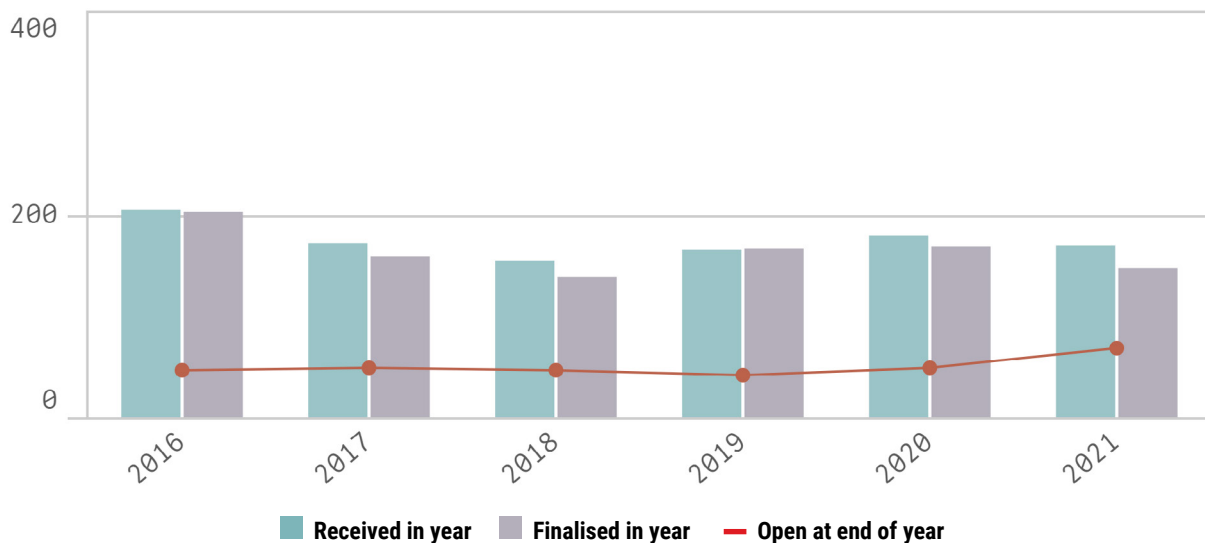
% Finalised within target timeline



■ DMIRS
 ■ Proponent
 ■ Other Agencies
■ Parallel Processing

Trends for Received, Finalised and Open Applications

	2016	2017	2018	2019	2020	2021
Received	204	171	154	165	179	169
Finalised	202	158	138	166	168	147
Open	47	49	47	42	50	68



Appendix – DMIRS target timeline information

Key approval processes	Target timeline (business days)
Mining Tenure	65
Petroleum Tenure	120
Petroleum Environment Plan	21
Mining Proposal	30
Programme of Works	15
Project Management Plan	30
Radiation Management Plan	30
Native Vegetation Clearing Permit	43

Note: Petroleum Environment Plans have a statutory target of 30 calendar days (21 business days).

The DMIRS native vegetation clearing permit target is to finalise 80 per cent of applications within 60 calendar days (43 business days).