



DMIRS APPROVALS PERFORMANCE REPORTING (Mining and Petroleum) – September Quarter 2022

The implementation of the DMIRS **Approval Response Plan** during the September quarter, resulted in an improved performance for Programme of Work, Mining Proposal and Native Vegetation Clearing Permits applications. Programme of Work performance was 57 per cent compared to 22 per cent in the June quarter. At the time of publishing this report, the Programme of Work performance had achieved 85 per cent. Mining Proposal performance improved slightly to 45 per cent (41 per cent June Quarter) and Native Vegetation Clearing Permit performance improved to 45 per cent (27 per cent June Quarter). Petroleum tenure and Petroleum Environment Plans performance was 40 per cent and 79 per cent respectively. Mining tenure performance continued to achieve performance targets with 93 per cent of Prospecting and Exploration Licence applications finalised within target. Ninety six per cent of Mining Lease applications and 84 per cent of Miscellaneous Licence and other tenure were finalised within target timelines.

The DMIRS performance objective is to finalise 80 per cent of applications within the target timeline.

Departmental performance is measured against a range of administrative and statutory targets. For example, the DMIRS target for finalising a mineral exploration “Programme of Work” application is 15 business days. Key approval targets are listed in the appendix of this report. The “speedo” dashboard graphic represents our performance against each approval type for the quarter.

This report incorporates new information, reflecting industry feedback. There is more emphasis on total timeline information as this assists mineral and petroleum companies plan for exploration and development activities. The average total timeline is the time taken in the assessment process by DMIRS, the proponent and, where applicable, other government agencies. Other agency input may be required for complex applications, particularly if access is required to culturally important or environmentally sensitive areas. The segment titled “parallel processing” shows the number of overlap days where an application was on hold for both the proponent and another agency.

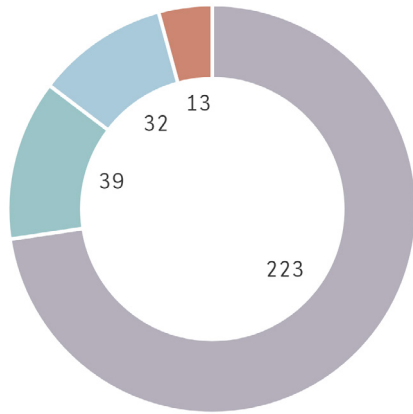
Most mineral and petroleum tenure applications are subject to the requirements of the Commonwealth *Native Title Act 1993*. These applications include a four-month notification period (around 80 business days) prescribed under S29 of the *Native Title Act 1993*. This period is included as part of the “Other agencies” component for mineral and petroleum tenure applications.

The report provides detailed information about the number of received, finalised and open applications. This provides exploration and development activity trends over time and the number of open applications awaiting finalisation by the department.

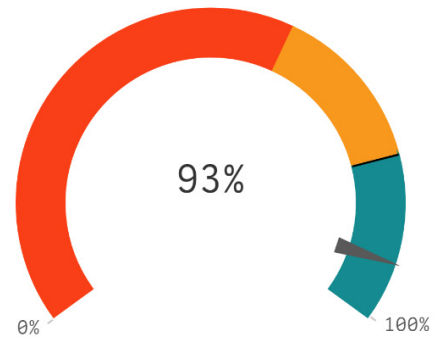
Mining Act 1978 – Mineral tenure applications

Prospecting Licence

Average **307** days total

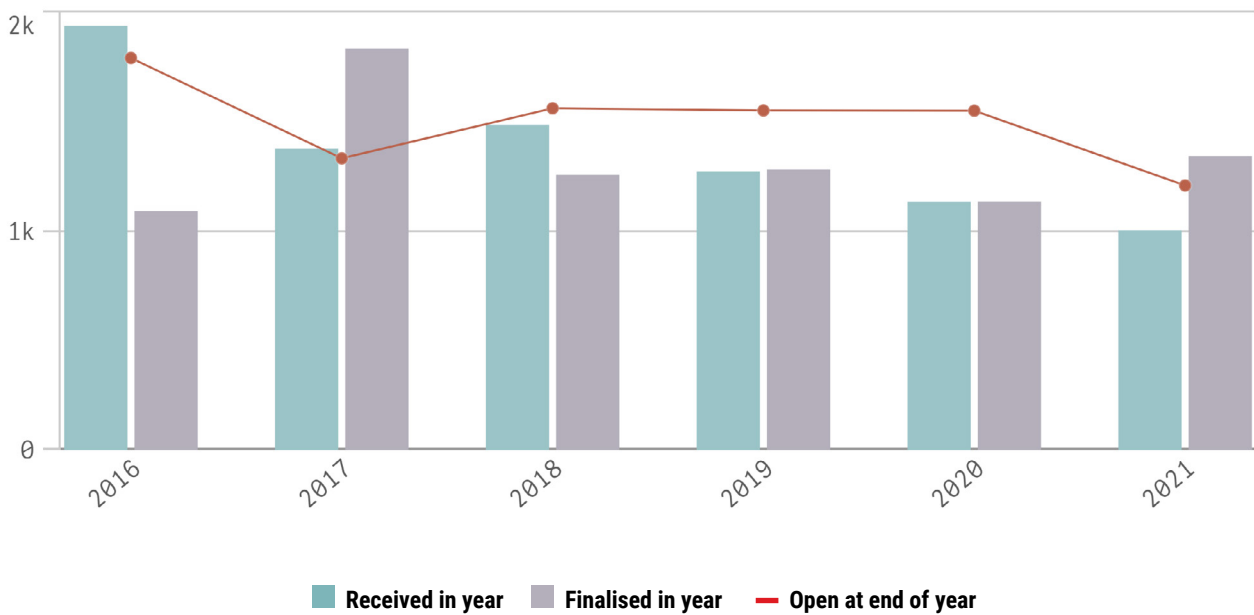


% Finalised within target timeline



- DMIRS
- Proponent
- Other Agencies
- Parallel Processing

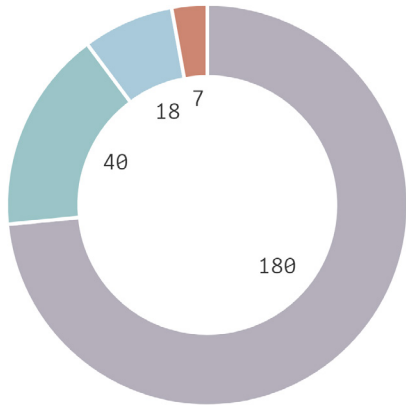
Trends for Received, Finalised and Open Applications



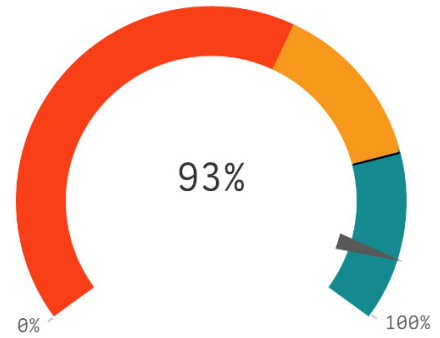
Mining Act 1978 – Mineral tenure applications

Exploration Licence

Average **245** days total

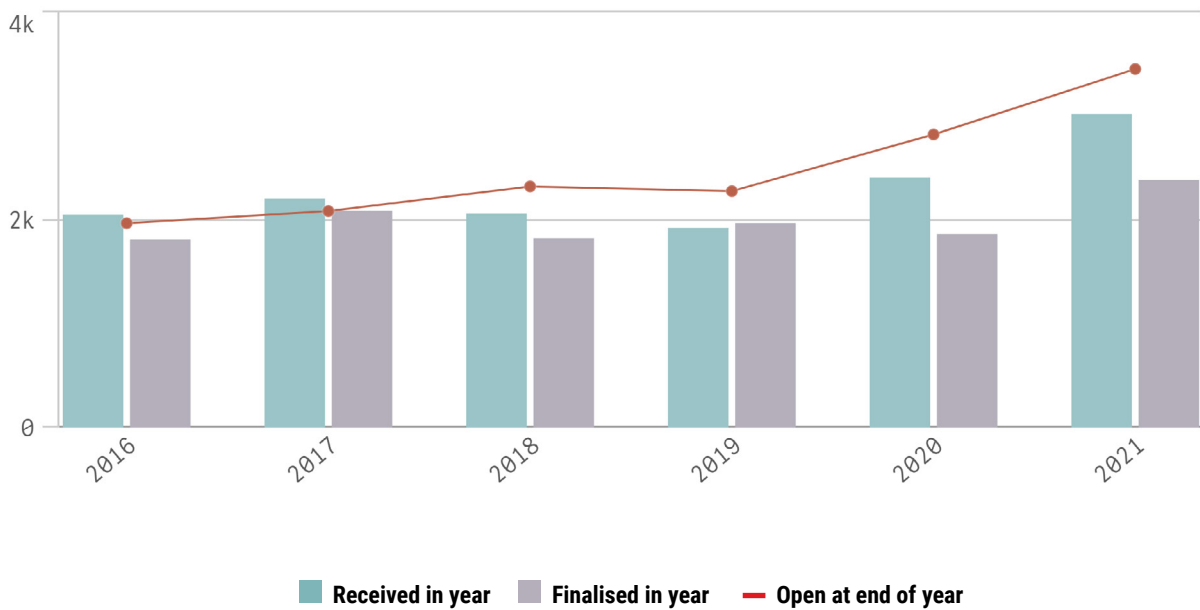


% Finalised within Target Timeline



- DMIRS
- Proponent
- Other Agencies
- Parallel Processing

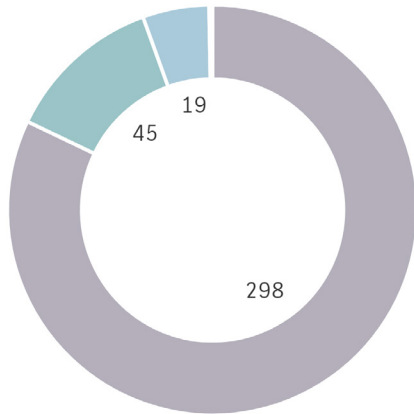
Trends for Received, Finalised and Open Applications



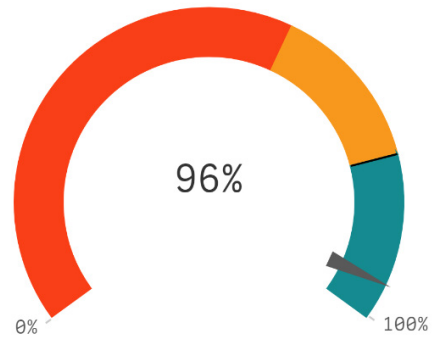
Mining Act 1978 – Mineral tenure applications

Mining Lease

Average **362** days total

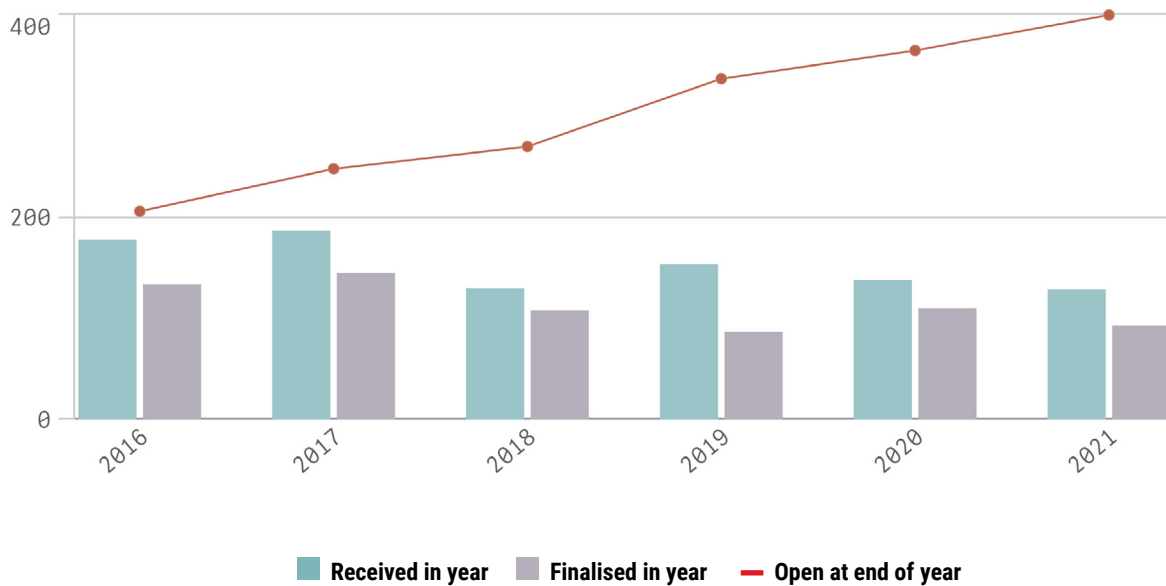


% Finalised within Target Timeline



- DMIRS
- Proponent
- Other Agencies
- Parallel Processing

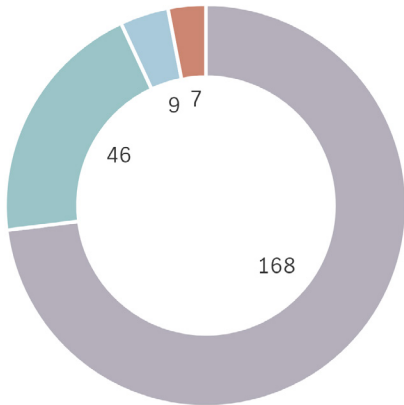
Trends for Received, Finalised and Open



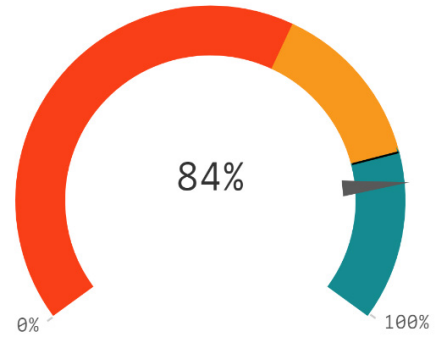
Mining Act 1978 – Mineral tenure applications

Miscellaneous Licence and other tenure

Average 230 days total

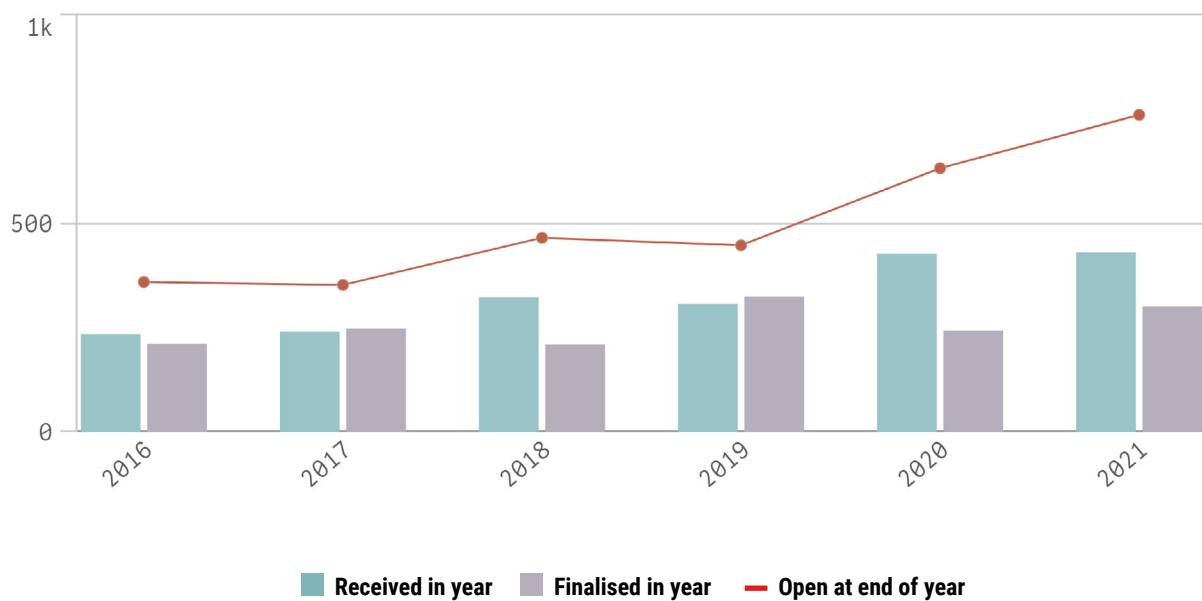


% Finalised within Target Timeline



- DMIRS
- Proponent
- Other Agencies
- Parallel Processing

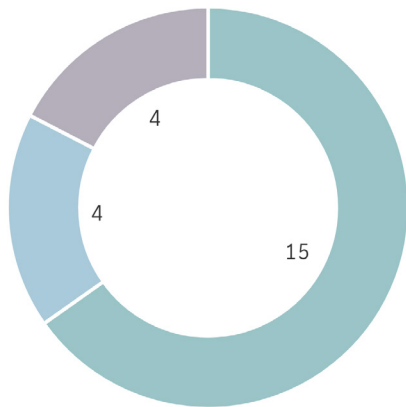
Trends for Received, Finalised and Open



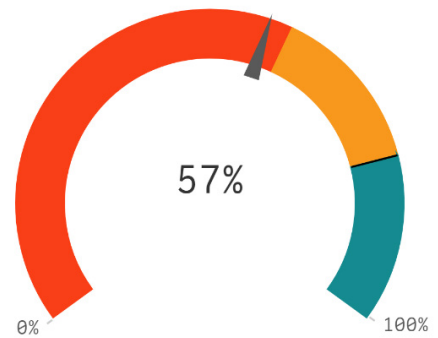
Mining Act 1978 – Environmental applications

Programme of Work

Average 23 days total

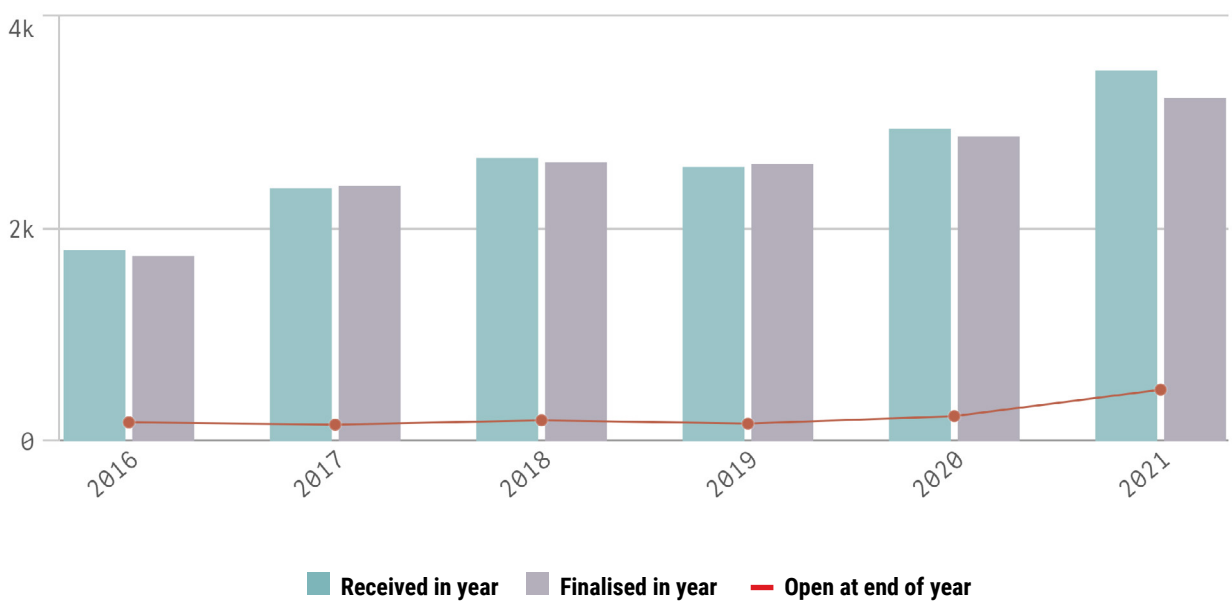


% Finalised within target timeline



- DMIRS
- Proponent
- Other Agencies
- Parallel Processing

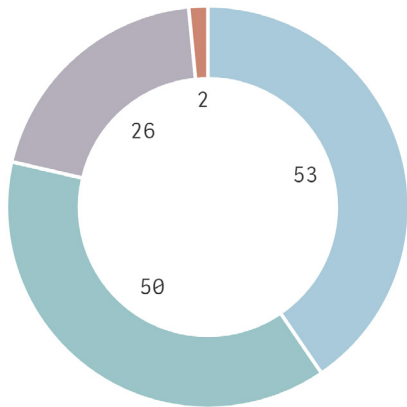
Trends for Received, Finalised and Open



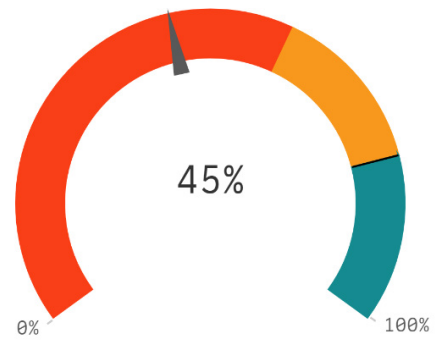
Mining Act 1978 – Environmental applications

Mining Proposal

Average **131** days total

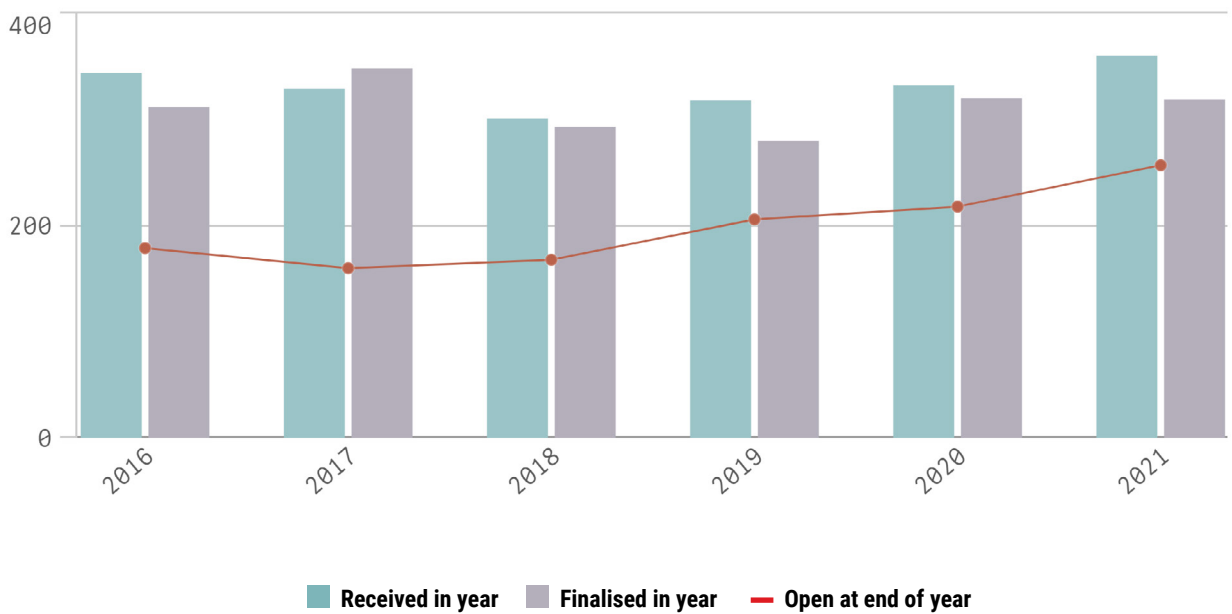


% Finalised within target timeline



■ DMIRS
 ■ Proponent
 ■ Other Agencies
■ Parallel Processing

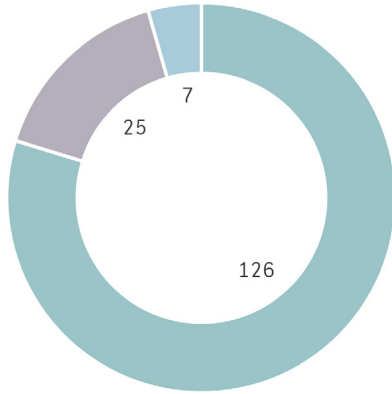
Trends for Received, Finalised and Open



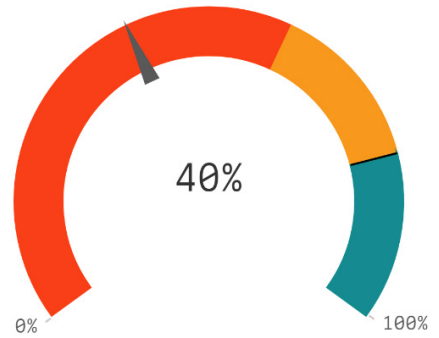
WA Petroleum Legislation

Petroleum Tenure

Average **158** days total

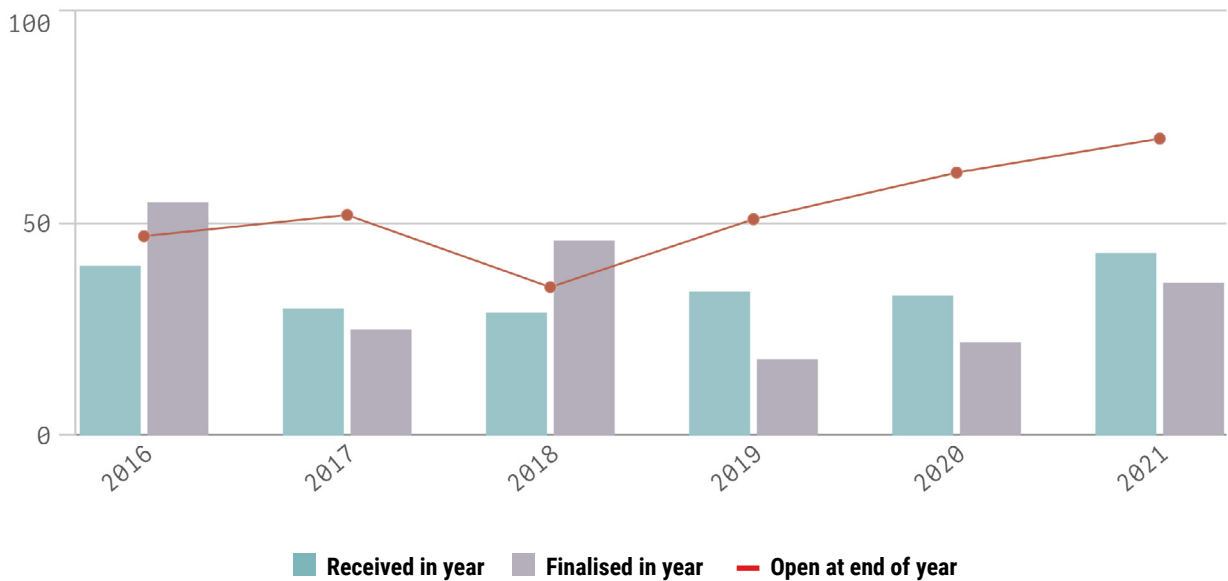


% Finalised within Target Timeline



- DMIRS
- Proponent
- Other Agencies
- Parallel Processing

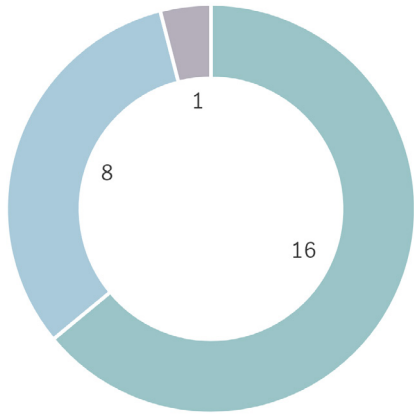
Trends for Received, Finalised and Open



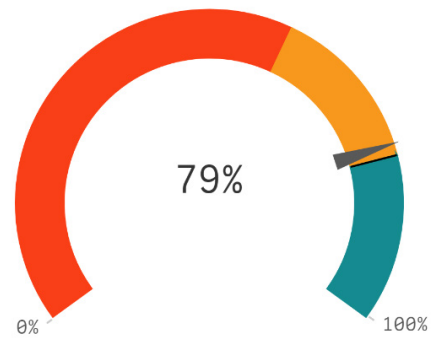
WA Petroleum Legislation

Petroleum Environment Plans

Average **25** days total

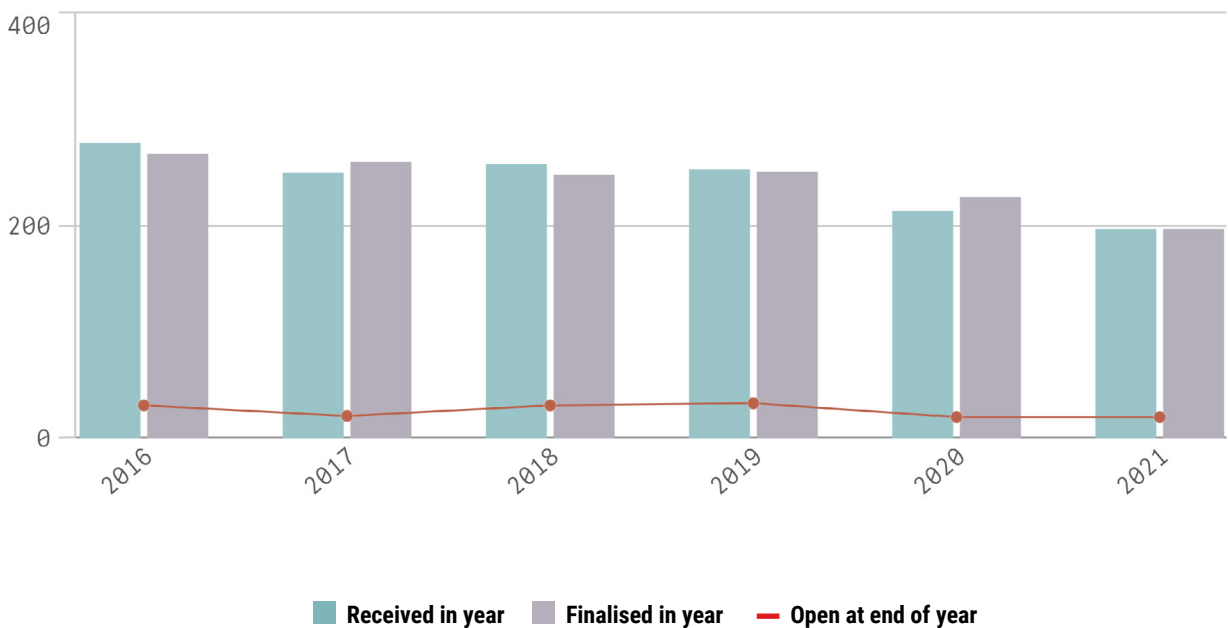


% Finalised within Target Timeline



- DMIRS
- Proponent
- Other Agencies
- Parallel Processing

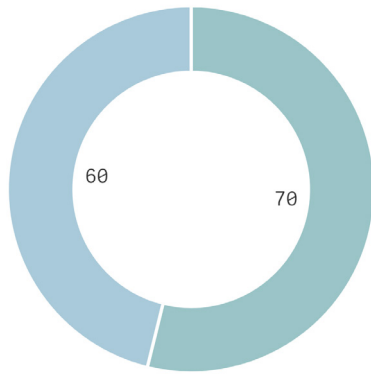
Trends for Received, Finalised and Open



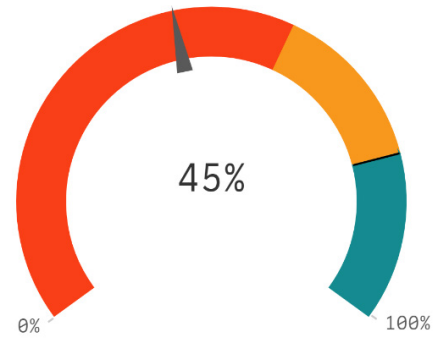
WA Environmental Protection Act 1986 – Native vegetation clearing permits

By delegation from the Department of Water and Environmental Regulation

Average **130** days total

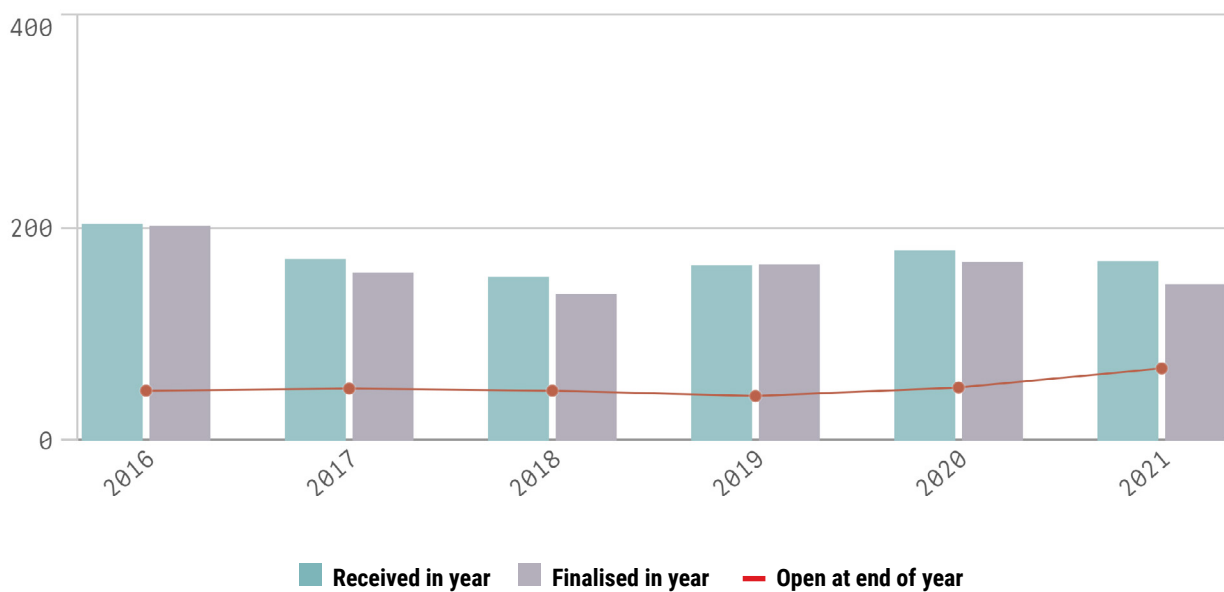


% Finalised within Target Timeline



■ DMIRS
 ■ Proponent
 ■ Other Agencies
■ Parallel Processing

Trends for Received, Finalised and Open



Appendix – DMIRS target timeline information

Key approval processes	Target timeline (business days)
Mining Tenure	65
Petroleum Tenure	120
Petroleum Environment Plan	21
Mining Proposal	30
Programme of Works	15
Project Management Plan	30
Radiation Management Plan	30
Native Vegetation Clearing Permit	43

Note: Petroleum Environment Plans have a statutory target of 30 calendar days (21 business days).

The DMIRS native vegetation clearing permit target is to finalise 80 per cent of applications within 60 calendar days (43 business days).