



Approvals Performance Report (resource sector) June Quarter 2018

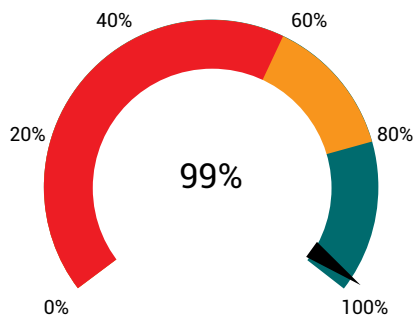
DMIRS has developed a new approach to resource sector approval performance reporting. In addition to reporting DMIRS performance, the department will also report the time taken by DMIRS, other agencies and the proponent. This **“whole of approval”** reporting will assist proponents with project approval planning and highlight opportunities for further efficiencies.

In the June Quarter 2018, the report provides a focus on Exploration Licence applications. The average total time for finalising Exploration Licence applications in the June quarter was 218 business days.

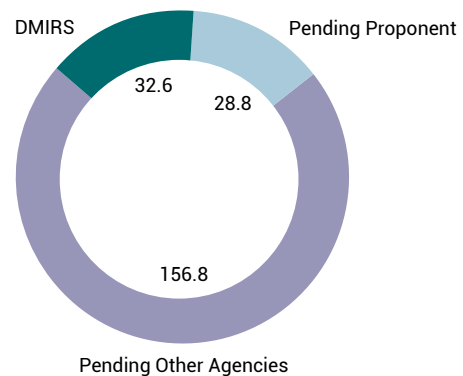
The Exploration Licence processing timeline includes the time required for the *Native Title Act 1993* (NTA) “Expedited Process”. The “Expedited Process” includes a four month notification period prescribed under S29 of the NTA. The Australian Government National Native Title Tribunal (NNTT) administers the *Native Title Act 1993*.

Exploration Licence applications (1 April – 30 June 2018)

% Finalised Within DMIRS Target Timeline



Average Days: 218.2



Exploration Licence Applications Received

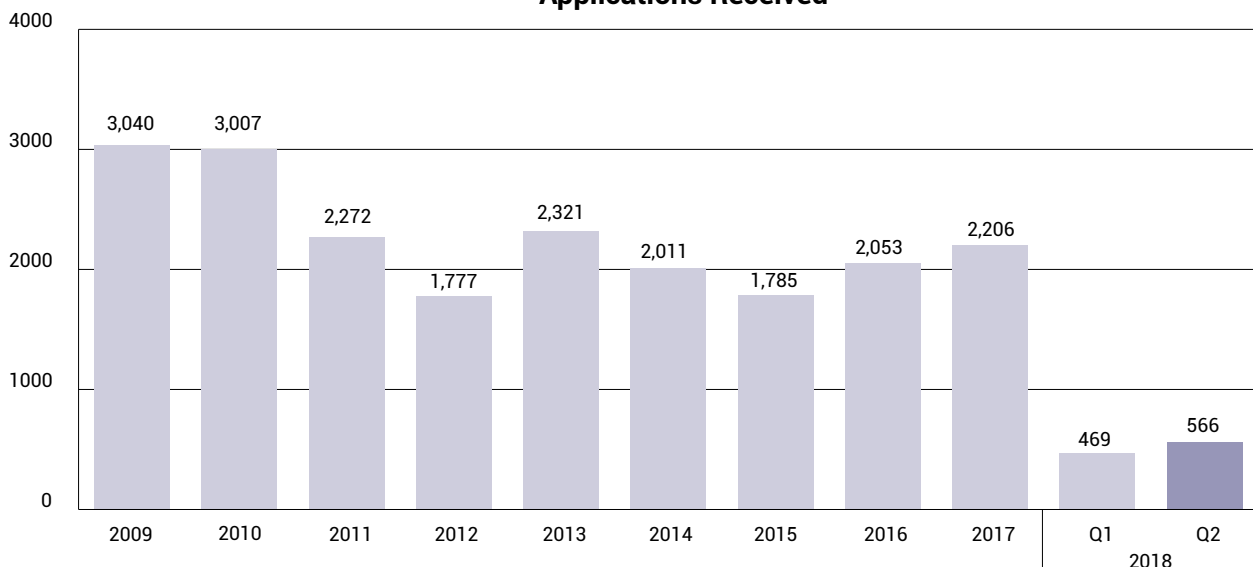


TABLE 1: DMIRS APPROVALS PERFORMANCE JUNE QUARTER 2018

Minerals Sector								
Timeline target (business days)	No. carried over from previous quarter	No. applications received	Total no. finalised	No. refused, lapsed, rejected or withdrawn	Total no. finalised within timeline target	% finalised within timeline target	No. carried over to next quarter	
Tenure applications								
Data used to assess performance against the timeline target only applies to applications received since 1 January 2009 (when the tracking of applications commenced).								
Prospecting Licence	65	1286	454	276	123	234	85%	1464
Exploration Licence	65	2144	566	474	267	468	99%	2236
Mining Lease	65	267	34	27	9	24	89%	274
Others (Miscellaneous, General Purpose, Retention Leases)	65	380	84	39	11	39	100%	425
Exploration and mining applications								
Programme of Work ¹	30	328	795	773	21	649	84%	350
Mining Proposal	30	161	87	62	9	53	84%	186
Native Veg. Clearing Permit ²	60*	25	40	22	3	19	90%	43
Note: DMIRS assess resource sector native vegetation clearing permit applications via a delegation from the Department of Water and Environmental Regulation. DMIRS's approval performance target is to achieve greater than 80% of applications finalised within 60 calendar days.								
Mine safety applications								
Project Management Plan	30	14	14	17	2	17	100%	11
Radiation Management Plans	30	2	3	4	1	3	75%	1

Petroleum and Geothermal Sector								
Target timeline (business days)	No. carried over from previous quarter	No. applications received	Total no. finalised	No. refused, rejected or withdrawn	Total no. finalised within timeline target	% finalised within timeline target	No. carried over to next quarter	
Petroleum tenure and activity applications								
A detailed list of application categories is available on the DMIRS approvals / approvals reporting website.								
Compliance Approval	40	43	26	38	4	36	95%	31
Joint Authority Decision	20	41	25	33	2	30	90%	33
Exploration Permit	120	25	3	0	0	0	–	28
Other Title	120	19	2	3	3	3	100%	18
Other Activity	40	1	1	2	1	2	100%	0
Pipeline Licence	90	8	10	3	0	1	33%	15
Prod. Licence	120	5	0	0	0	0	–	5
Survey	40	26	2	5	5	5	100%	23
Well	40	12	0	0	0	0	–	12
Well Activity	30*	9	11	14	1	13	93%	6
Well Application	40	1	0	1	1	1	100%	0
Petroleum environmental and safety applications								
Environment plans incorporate a small number of oil spill contingency plans.								
Environment Plan	30*	26	67	50	34	46	92%	43
New Safety Case/SMS	90*	0	5	4	0	4	100%	1
Revised Safety Case/SMS	30*	1	16	16	0	16	100%	1

* Denotes calendar days instead of business days.

Note 1: Programme of Work – Spatial, Prospecting, Exploration and Mining Proposal data sourced directly from EARS.

Note 2: Native Vegetation Clearing Permit carry over figures between the March and June Quarter have been reconciled.